



User Manual for Updating Consumer Contact Details

URL: <https://pro.mahadiscom.in/ConsumerContact/consumer>

Accessing the Portal

Consumer update contact details from URL:

<https://pro.mahadiscom.in/ConsumerContact/consumer>

• Alternatively, consumer can navigate via:

www.mahadiscom.in -> Consumer Portal -> Quick Access Menu -> Register /Update Mobile Number ,Email, TDS and Pan No

Enter Consumer Details

- Select the Consumer Type (LT / HT).
- Enter your Consumer Number.
- Enter the Captcha Code displayed on the screen.
- Click on Proceed.



Maharashtra State Electricity Distribution Co. Ltd.
Mobile Number, Email Registration

Consumer Type/ग्राहक जोड़ने की प्रकार *
LT(लघुदाय)/LTIP(औद्योगिक लघुदाय) ▼


Consumer Number/ग्राहक क्रमांक *
033570004480

Captcha *
SCVA SCVA

PROCEED

View Consumer Information

- If the entered consumer number is valid:
- - Consumer details will be displayed.
- - Existing contact details will be shown in masked format (for security purposes).



Maharashtra State Electricity Distribution Co. Ltd.
Mobile Number, Email Registration

Consumer Details

Consumer Number:8880000884500X

Consumer Name:XXXXXXXXXXXXXXXXXXXXXXXXXXXX

BU:4159

Division:PALGHAR DIVISION

Circle:PALGHAR (MINI) CIRCLE

Zone:KALYAN ZONE

Contact Details

All communications will be done on the primary mobile no.
सर्व संपर्क प्राथमिक मोबाईल नंबर वर केले जातील.

Mobile Number:

Alternate Mobile No.: 99*****59

Email ID: ka*****@gmail.com

Preferred Language: Marathi

PAN Number: BD*****6K

GSTN Number:

Select Field/फील्ड निवडा
Select Field

Select Action/कृती निवडा
Select Action





Reset

Back

Notes

- The consumer details will be updated in the system after 1 working day.
- The consumer will receive e-bill from next billing cycle.

© 2025 MSEDCL. All Rights Reserved.



Select Field to Update

- From the dropdown, select the field you want to update:
 - Mobile Number
 - Alternate Mobile Number
 - Email ID
 - PAN
 - GSTIN
 - Preferred Language
- Select the desired Action (Add / Update).
- Click on Proceed.

Contact Details

All communications will be done on the primary mobile no.
सर्व संपर्क प्राथमिक मोबाईल नंबर वर केले जातील.

Mobile Number:	99*****59	Alternate Mobile No.:	99*****59
Email ID:	ka*****@gmail.com	Preferred Language:	English
PAN Number:	BD*****6K	GSTN Number:	

Select Field/फील्ड निवडा
Mobile Number

Select Action/कृती निवडा
Add/Update

Proceed

OTP Verification (Existing Contact)

- An OTP (One-Time Password) will be sent to the existing registered mobile number and email ID.
- Enter the OTP and click on Verify.

Contact Details

All communications will be done on the primary mobile no.
सर्व संपर्क प्राथमिक मोबाईल नंबर वर केले जातील.

Mobile Number:	77*****53	Alternate Mobile No.:	99*****59
Email ID:	ka*****@gmail.com	Preferred Language:	Marathi
PAN Number:	BD*****6K	GSTN Number:	

Select Field/फील्ड निवडा
Mobile Number

Select Action/कृती निवडा
Add/Update

OTP sent to registered mobile number 77*****53 as well as registered email id ka*****@gmail.com

Enter OTP

286205

Validate OTP

Reset

Back

Enter New Value

- Enter the new value for the selected field.

Contact Details

All communications will be done on the primary mobile no.
सर्व संपर्क प्राथमिक मोबाईल नंबर वर केले जातील.

Mobile Number:	77*****53	Alternate Mobile No.:	99*****59
Email ID:	ka*****@gmail.com	Preferred Language:	Marathi
PAN Number:	BD*****6K	GSTN Number:	

Select Field/फील्ड निवडा
Mobile Number

Select Action/कृती निवडा
Add/Update

☒ OTP is verified.

Enter New Mobile Number

Send OTP

Reset

Back

Select Field/फील्ड निवडा
Mobile Number

Select Action/कृती निवडा
Add/Update

☒ OTP is verified.

Enter New Mobile Number

990903399X

Send OTP

OTP Verification (New Contact)

- If you are updating Mobile Number or Email ID:
- - An OTP will be sent to the new mobile number and/or email ID.
- - Enter the OTP to verify the new contact details.

Contact Details

All communications will be done on the primary mobile no.

सर्व संपर्क प्राथमिक मोबाईल नंबर वर केले जातील.

Mobile Number: 77*****53

Alternate Mobile No.: 99*****59

Email ID: ka*****@gmail.com

Preferred Language: Marathi

PAN Number: BD*****6K

GSTN Number:

Select Field/फील्ड निवडा
Mobile Number

Select Action/कृती निवडा
Add/Update

OTP sent to new mobile number 9900000000X

Enter New Mobile
Number

XXXXXXXXXX

Send OTP

Enter OTP

Validate OTP

Reset

Back

Contact Details

All communications will be done on the primary mobile no.

सर्व संपर्क प्राथमिक मोबाईल नंबर वर केले जातील.

Mobile Number: 77*****53

Alternate Mobile No.: 99*****59

Email ID: ka*****@gmail.com

Preferred Language: Marathi

PAN Number: BD*****6K

GSTN Number:

Select Field/फील्ड निवडा
Mobile Number

Select Action/कृती निवडा
Add/Update

✔ OTP is verified. and Primary Mobile Number Saved Successfully

Reset

Back

PAN / GSTIN Update

- If PAN or GSTIN is being updated:
- - The system will validate the entered values.
- - If valid, the details will be saved successfully.

Contact Details

All communications will be done on the primary mobile no.

सर्व संपर्क प्राथमिक मोबाईल नंबर वर केले जातील.

Mobile Number: 99*****59

Alternate Mobile No.: 99*****59

Email ID: ka*****@gmail.com

Preferred Language: Marathi

PAN Number: BD*****6K

GSTN Number:

Select Field/फील्ड निवडा
PAN Number

Select Action/कृती निवडा
Add/Update

✔ OTP is verified.

Enter New PAN
Number

XXXXXXXXXX

Verify and Save

Reset

Back

Contact Details

All communications will be done on the primary mobile no.

सर्व संपर्क प्राथमिक मोबाईल नंबर वर केले जातील.

Mobile Number: 99*****59

Alternate Mobile No.: 99*****59

Email ID: ka*****@gmail.com

Preferred Language: Marathi

PAN Number:

GSTN Number:

Select Field/फील्ड निवडा
PAN Number

Select Action/कृती निवडा
Add/Update

✔ Pan Number is valid and Pan Number Saved Successfully

Reset

Back

Preferred Language Update

- If Preferred Language is selected:
- - Choose either English or Marathi from the dropdown.
- - The selected language will be saved successfully.

Mobile Number:	99*****59	Alternate Mobile No.:	99*****59
Email ID:	ka*****@gmail.com	Preferred Language:	Marathi
PAN Number:	BD*****6K	GSTN Number:	

Select Field/फील्ड निवडा
Preferred Language

Select Action/कृती निवडा
Add/Update

☒ OTP is verified.

Select Preferred Language

-- Select Value --

-- Select Value --

मराठी

English

Save Preferred Language

Back

Contact Details

All communications will be done on the primary mobile no.
सर्व संपर्क प्राथमिक मोबाईल नंबर वर केले जातील.

Mobile Number:	99*****59	Alternate Mobile No.:	99*****59
Email ID:	ka*****@gmail.com	Preferred Language:	Marathi
PAN Number:	BD*****6K	GSTN Number:	

Select Field/फील्ड निवडा
Preferred Language

Select Action/कृती निवडा
Add/Update

☒ Preferred Language Saved Successfully

Reset

Back